

Notice of Funding Opportunity  
Application due Monday, August 3, 2026










Office of Tribal and Urban Affairs

# Tribal Self-Governance Planning Cooperative Agreement Program

Opportunity number: HHS-2026-IHS-TSGP-0001



# Contents

Before you begin	<u>3</u>
 <b>Step 1: Review the Opportunity</b>	<b><u>4</u></b>
Basic information	<u>5</u>
Eligibility	<u>7</u>
Program description	<u>10</u>
 <b>Step 2: Get Ready to Apply</b>	<b><u>16</u></b>
Get registered	<u>17</u>
Find the application package	<u>18</u>
 <b>Step 3: Build Your Application</b>	<b><u>19</u></b>
Application checklist	<u>20</u>
Application contents and format	<u>22</u>
 <b>Step 4: Learn About Review and Award</b>	<b><u>29</u></b>
Application review	<u>30</u>
 <b>Step 5: Submit Your Application</b>	<b><u>33</u></b>
Application submission and deadlines	<u>34</u>
 <b>Step 6: Learn What Happens After Award</b>	<b><u>36</u></b>
Post-award requirements and administration	<u>37</u>
 <b>Contacts and Support</b>	<b><u>39</u></b>



# Before you begin

If you believe you are a good candidate for this funding opportunity, secure your [SAM.gov](#) and [Grants.gov](#) registrations now. If you are already registered, make sure your registrations are active and up-to-date.

## **SAM.gov registration (this can take several weeks)**

You must have an active account with SAM.gov. This includes having a Unique Entity Identifier (UEI).

[See Step 2: Get Ready to Apply](#)

## **Grants.gov registration (this can take several days)**

You must have an active Grants.gov registration. Doing so requires a Login.gov registration as well.

[See Step 2: Get Ready to Apply](#)

## **Apply by the application due date**

Applications are due by 11:59 p.m. Eastern Time on Monday, August 3, 2026.



To help you find what you need, this NOFO uses internal links. In Adobe Reader, you can go back to where you were by pressing Alt + Left Arrow (Windows) or Command + Left Arrow (Mac) on your keyboard.



# Step 1:

# Review the Opportunity

## In this step

Basic information	<u>5</u>
Eligibility	<u>7</u>
Program description	<u>10</u>

# Basic information

## Indian Health Service (IHS)

Office of Tribal and Urban Affairs

Providing resources to Tribes to make plans to enter the Tribal Self-Governance Planning program or expand their program offerings.

## Summary

The Tribal Self-Governance Planning (TSGP) cooperative agreement allows Tribes to negotiate with the Indian Health Service (IHS) to start operating programs, services, functions, and activities (PSFAs), in whole or in part. This gives Tribes the authority to manage and tailor health care programs to best suit the needs of their communities.

Participating in the TSGP gives your Tribe flexibility to tailor your health care needs by choosing one of three ways to get health care from the federal government for your citizens.

Tribes can choose to:

- Get health care services directly from the IHS.
- Contract with the IHS to administer individual programs and services the IHS would otherwise provide. This is referred to as Title I Self-Determination Contracting.
- Compact with the IHS to assume control over health care programs the IHS would otherwise provide. This is referred to as Title V Self-Governance Compacting or the TSGP.

These options are not exclusive. Tribes may choose to combine options based on their needs and circumstances.

The purpose of this planning cooperative agreement is to provide resources to:

- Tribes interested in entering the TSGP.
- Tribes that are currently part of the program and are interested in assuming new or expanded PSFAs.



Have questions?

See [Contacts and Support](#).

## Key facts

**Opportunity name:**  
Tribal Self-Governance  
Planning Cooperative  
Agreement Program

**Opportunity number:**  
HHS-2026-IHS-  
TSGP-0001

**Assistance listing:**  
93.444

**NOFO version:** Original

## Key dates

**Application submission  
deadline:** Monday,  
August 3, 2026

**Expected award date:**  
September 30, 2026

**Expected earliest start  
date:** September 30,  
2026

# Funding details

**Type:** Cooperative agreement

**Competition Type:** New

**Expected total program funding:** \$540,000

**Expected number of awards:** 3

**Funding range per applicant for the first budget period:** \$180,000

We expect to fund projects in a single 2-year budget period for a total period of performance of 2 years.

Continuation funding depends on the availability of funds and agency budget priorities.

# Eligibility

## Eligible applicants

Per Public Law 93-638, as amended, only these types of organizations may apply.

### Federally recognized Indian Tribes

An Indian Tribe as defined by [25 U.S.C. 1603\(14\)](#).

The term “Indian Tribe” means any Indian Tribe, band, nation, or other organized group or community, including any Alaska Native village or group, or regional or village corporation, as defined in or established pursuant to the Alaska Native Claims Settlement Act (85 Stat. 688) [43 U.S.C. 1601 et seq.], which is recognized as eligible for the special programs and services provided by the United States to Indians because of their status as Indians.

### Tribal organizations

A Tribal organization as defined by [25 U.S.C. 1603\(26\)](#), which refers to the definition in section 4 of the Indian Self-Determination and Education Assistance Act ([25 U.S.C. 5304\(l\)](#)):

“‘Tribal organization’ means the recognized governing body of any Indian Tribe; any legally established organization of Indians which is controlled, sanctioned, or chartered by such governing body or which is democratically elected by the adult members of the Indian community to be served by such organization and which includes the maximum participation of Indians in all phases of its activities: provided that, in any case where a contract is let or grant made to an organization to perform services benefiting more than one Indian Tribe, the approval of each such Indian Tribe shall be a prerequisite to the letting or making of such contract or grant.”

You must submit letters of support or tribal resolutions from the Tribes you will serve. See [attachments](#).

## Eligibility exceptions

- Individuals, including sole proprietorships and foreign organizations, are not eligible.
- We do not fund concurrent projects under this program. If you get an award under this announcement, we can't later fund you under a subsequent opportunity for the same program while this award is active.
- Tribes prohibited under the Alaska Moratorium from receiving funds pursuant to the ISDEAA may not apply.

See [statutory authority](#).

## Other eligibility criteria

- If you have already successfully completed the planning phase and requested participation in the Tribal Self-Governance Program by official Tribal action, you are not eligible for this funding opportunity.
- You must get approval from each Indian Tribe participating in self-governance by resolution or other official action. See 25 U.S.C. 5383(c)(1)(B). See the [Tribal resolution attachment](#).
- You must show a history of financial stability and the ability to manage finances for three consecutive fiscal years before applying. See 25 U.S.C. 5383(c)(1)(C). See the [audit documentation attachment](#).

Meeting the eligibility criteria for this cooperative agreement does not mean that a Tribe or Tribal organization is eligible to participate in the IHS Tribal Self-Governance Program under Title V of the Indian Self-Determination and Education Assistance Act (ISDEAA). See 25 U.S.C. 5383, 42 CFR 137.15-23.

For more information on the eligibility for the IHS Tribal Self-Governance Program, please visit the ["Eligibility and Funding" page](#) on the Office of Indian Self-Determination and Self-Governance website.

## Completeness and responsiveness criteria

We will review your application to make sure it meets these requirements:

- Is from an organization that meets all eligibility criteria.
- Does not exceed the page limits for the [project narrative](#) and [budget narrative](#).
- Does not exceed the amount of the [funding range](#).
- Is not submitted after the [deadline](#).
- Includes a draft or final [Tribal resolution](#).
- Does not have any missing or delinquent audits in the [audit documentation](#).

If your application does not meet all of these requirements, we will not consider it.

## Application limits

The IHS does not fund concurrent projects. If you get funding under this announcement, you will not get funding under any future applications in the same program.

## Cost sharing

This program has no cost-sharing requirement, meaning you do not need to contribute to the costs of this project.

If you choose to include cost-sharing funds, we won't consider it during our review. If you receive an award, we will include your voluntary commitment in the award, and you must report on the funds.

# Program description

## Background

The Tribal Self-Governance Program (TSGP) is more than an IHS program. It is an expression of the relationship between the United States and Indian Tribes.

The TSGP allows Tribes to negotiate with the IHS to take on programs, services, functions, and activities (PSFAs), partially or entirely. This gives Tribes the authority to manage and tailor health care programs to best suit the needs of their communities.

Tribes have the flexibility to tailor their health care needs by choosing one of three ways to get health care from the Federal Government for their citizens.

Tribes can choose to:

- Get health care services directly from the IHS.
- Contract with the IHS to administer individual programs and services the IHS would otherwise provide. This is referred to as Title I Self-Determination Contracting.
- Compact with the IHS to assume control over health care programs the IHS would otherwise provide. This is referred to as Title V Self-Governance Compacting or the TSGP.

These options are not exclusive. Tribes may choose to combine options based on their individual needs and circumstances.

The TSGP is a Tribally-driven initiative. Strong federal-Tribal partnerships are essential to the program's success. The IHS established the Office of Indian Self-Determination and Self-Governance to carry out the self-governance authorities under the ISDEAA.

The primary Office of Indian Self-Determination and Self-Governance functions are to:

- Serve as the primary liaison and advocate for Tribes participating in the TSGP.
- Develop, direct, and carry out TSGP policies and procedures.
- Provide information and technical help to self-governance Tribes.
- Advise the IHS director on compliance with TSGP policies, regulations, and guidelines.

Each IHS Area has an agency lead negotiator (ALN), designated by the IHS director to act on their behalf. The ALN has authority to negotiate self-governance compacts and funding agreements.

Tribes interested in participating in the TSGP should contact their ALN to begin the self-governance planning and negotiation process.

Tribes currently participating in the TSGP that want to expand or add PSFAs should also contact their ALN to discuss the best way to do so.

## Purpose

The purpose of this planning cooperative agreement is to provide resources to:

- Tribes interested in entering the TSGP.
- Existing self-governance Tribes interested in taking on new or expanded PSFAs.

Title V of the ISDEAA requires a Tribe or Tribal organization (T/TO) to complete a planning phase. It must include legal and budgetary research, as well as internal Tribal government planning and organizational preparation on administering health care programs. See 25 U.S.C. 5383(d).

A thorough planning phase helps Tribes:

- Make informed decisions about which PSFAs to assume.
- Understand what organizational changes or modifications they need to make to successfully support those PSFAs.
- Improve the timeliness and efficiency of negotiations.
- Prepare to transfer the IHS PSFAs to the Tribal health program.

A planning cooperative agreement is not a prerequisite to enter the TSGP. A Tribe may use other resources to meet the planning requirement.

Tribes that receive the planning cooperative agreements do not have to participate in the TSGP. They may choose to delay or decline participation based on the outcome of their planning activities. This also applies to existing self-governance Tribes exploring the option to expand their current PSFAs or assume additional PSFAs.

# Planning

During the planning phase, your Tribal government must conduct legal and budgetary research and make plans to administer health care programs. See 25 U.S.C. 5383(d).

This phase is critical to the negotiation process. It will help you make informed decisions about which PSFAs to take on and what organizational changes you need to make to do so.

Required activities: During this planning project, your Tribe will:

- Research and analyze the IHS budget to gain a thorough understanding of how funding is distributed at all levels of the organization.
- Evaluate the current level of health care services provided to make an informed decision on your capacity to take on new or expanded programs.
- Establish a process to identify the PSFAs you plan to take on or expand.
- Determine which PSFAs your Tribe may want to take on or expand.
- Establish a process to identify PSFAs and associated funding that you could incorporate into current programs.
- Determine what share of each PSFA your Tribe wants to administer.
- Describe how the objectives are consistent with the program's purpose and the needs of the people to be served, and how they will be achieved within the proposed timeframe. Identify the expected results, benefits, and outcomes or products to be derived from each objective of the project.

## Pre-conference award requirements

If you receive an award you must follow the Department of Health and Human Services (HHS) [Policy on Promoting Efficient Spending](#): Use of Appropriated Funds for Conferences and Meeting Space, Food, Promotional Items, and Printing and Publications. This policy applies to funded conferences.

You will also provide additional information in your budget narrative. See [budget justification for conferences](#).

## Cooperative agreement terms

Cooperative agreements use the same policies as grants. The difference is that IHS will have substantial involvement in the project during the entire period of performance. The next section describes our level of involvement.

### Substantial agency involvement description for cooperative agreement

During the period of performance, IHS will:

- Provide descriptions of PSFAs and associated funding at all organizational levels—Service Unit, Area, and Headquarters. This includes funding formulas and methods for determining Tribal shares.
- Meet with you to provide program information and discuss methods currently used to manage and deliver health care.
- Identify and provide statutes, regulations, and policies that provide authority for administering IHS programs.
- Provide technical help on the IHS budget, Tribal shares, and other topics as needed.

## Funding policies and limitations

### Limitations

- Pre-award costs are not allowable.
- The purchase of food is not an allowable cost.

For guidance on some types of costs that we restrict or do not allow, see 2 CFR part 200 subpart E, [General Provisions for Selected Items of Cost](#).

All activities proposed in your application and budget narrative must align with applicable law and policies, including but not limited to statutes, executive orders, federal regulations and applicable judicial holdings. Accordingly, discretionary awards shall not be used to fund, promote, encourage, subsidize, or facilitate; racial preferences or other forms of racial discrimination by the recipient, including activities where race or intentional proxies for race will be used as a selection criterion for employment or program participation; denial by the recipient of the sex binary in humans, or the belief that sex is a chosen or mutable characteristic; illegal immigration; or any other initiatives that compromise public safety. If an application does not align, the application will not receive funding to the extent permitted by law and applicable court orders.

## Policies

We will only make awards if this program receives funding. If Congress appropriates funds for this purpose, we will move forward with the review and award process.

- Total award funds include both direct and indirect costs.
- Each applicant can receive only one award under this program.
- Support beyond the first budget year will depend on:
  - Appropriation of funds.
  - Satisfactory progress in meeting your project's objectives.
  - A decision that continued funding is in the government's best interest.
- If we receive more funding for this program, we will consider:
  - Funding more applicants.
  - Extending the period of performance.
  - Awarding supplemental funding.

## Salary rate limitation

The salary rate limitation in the current appropriations act applies to this program. As of January 2026, the salary rate limitation is \$228,000.

## Program income

If you earn any money from your award-supported project activities (known as program income), you must use it for the purposes and under the conditions of the award. Find more about program income at [2 CFR 200.307](#).

## Indirect costs

Indirect costs are those shared across multiple projects and not easily separated.

To charge indirect costs you can select one of two methods:

**Method 1 — Approved rate.** If you currently have an indirect cost rate approved by your cognizant federal agency, you may use that rate.

Usually, IHS recipients negotiate their rates with the [HHS Division of Cost Allocation](#) or the Department of the Interior, [Interior Business Center](#). For questions about the indirect cost policy, write to [DGM@ihs.gov](mailto:DGM@ihs.gov).

**Method 2 — *De minimis* rate.** Recipients and subrecipients that do not have a current Federal negotiated indirect cost rate (including provisional rate) may elect to charge a *de minimis* rate of up to 15 percent (see [2 CFR 200.414\(f\)](#)) of

modified total direct costs (MTDC). See the definition of MTDC [2 CFR 200.1](#). You can use this rate indefinitely.

If you choose this method, you must not charge costs included in the indirect cost pool as direct costs.

## Statutory authority

This program is authorized under the Snyder Act, 25 U.S.C. 13; the Transfer Act, 42 U.S.C. 2001(a); and Title V of the Indian Self-Determination and Education Assistance Act (ISDEAA), 25 U.S.C. 5383(e).

### Post-award requirements

Before you apply, make sure you understand the requirements that come with an award.

See [Step 6: Learn What Happens After Award](#) for information on regulations that apply, reporting, and more.



# Step 2: Get Ready to Apply

## In this step

Get registered [17](#)

Find the application package [18](#)

# Get registered

You must be registered in both SAM.gov and Grants.gov to apply. You can review the requirements and get started on developing your application before your registrations are complete.

## SAM.gov

You must have an active account with SAM.gov to apply. SAM.gov registration can take several weeks. Begin that process today.

To register:

- Go to [SAM.gov Entity Registration](#) and select Get Started. From the same page, you can also select the Entity Registration Checklist for the information you will need to register.
- You must agree to the [financial assistance general certifications and representations \[PDF\]](#) specifically. Those for contracts are different.

When you register, you will also receive your required Unique Entity Identifier (UEI).

Once you register:

- You will have to maintain your registration throughout the life of any award.
- If your organization has multiple UEIs, use the one associated with your physical location.

## Grants.gov

You must also have an active account with [Grants.gov](#). You can see step-by-step instructions at the Grants.gov [Quick Start Guide for Applicants](#).

**Need help?** See [Contacts and Support](#).

# Find the application package

The application package has all the forms you need to apply. You can find it at [this NOFO's Grants.gov opportunity page](#).

We recommend that you select the Subscribe button from the View Grant Opportunity page for this NOFO to get updates.

If you can't use Grants.gov to download application materials or have other technical difficulties, including issues with application submission, [contact Grants.gov](#) for assistance.



# Step 3:

# Build Your Application

## In this step

Application checklist	<u>20</u>
Application contents and format	<u>22</u>

# Application checklist

This checklist includes every component you will need to submit a complete application:

## Narratives

Component	Form to use	Page limit
<input type="checkbox"/> <a href="#">Project summary</a>	Project abstract summary form	1 page
<input type="checkbox"/> <a href="#">Project narrative</a>	Project narrative attachment form	10 pages
<input type="checkbox"/> <a href="#">Budget narrative</a>	Budget narrative attachment form	5 pages

## Attachments

Insert each in a single Other Attachments form.

Component	Page limit
<input type="checkbox"/> Tribal resolution	None
<input type="checkbox"/> Work plan chart	None
<input type="checkbox"/> Proof of nonprofit status	None
<input type="checkbox"/> Indirect cost agreement	None
<input type="checkbox"/> Biographical sketches	None
<input type="checkbox"/> Letters of support	None
<input type="checkbox"/> Audit documentation	None

## Other required forms

Upload using each required Grants.gov form.

Component	Page limit
<input type="checkbox"/> Application for Federal Assistance (SF-424)	None
<input type="checkbox"/> Budget Information for Non-Construction Programs (SF-424A)	None
<input type="checkbox"/> Project/Performance Site Location	None
<input type="checkbox"/> Grants.gov Lobbying Form	None
<input type="checkbox"/> Key Contacts	None
<input type="checkbox"/> Disclosure of Lobbying Activities (SF-LLL)	None

# Application contents and format

Applications include narratives, attachments, and other required forms. This section includes guidance on each.

Your organization's authorized official must certify your application.

We will provide instructions on document formats in the following sections.

If you don't provide the required documents, your application is incomplete. See [completeness and responsiveness criteria](#) to understand what may disqualify your application from consideration.

## Project summary

Provide a self-contained summary of your proposed project, including the purpose and expected outcomes. Do not include any proprietary or confidential information. We use this information when we receive public information requests about funded projects.

### Required format for project and budget narrative

**Font size:** 12-point font

Footnotes, tables, and text in graphics may be 10-point.

**Font color:** Black

**Spacing:** Single-spaced

**Margins:** 1-inch

**Size:** 8.5 by 11 inches

Include consecutive page numbers.

**Formats:** While the forms for project and budget narratives are PDF, you may upload Word, Excel, or PDF files to those forms.

# Project narrative

**Page limit:** 10 pages

**Filename:** Project narrative

To create your project narrative:

- Follow the headings in the project narrative components table in order.
- Use the scoring criteria in this section to determine what you need to include.
- Describe your proposed project and activities for the full period of performance.
- Stay within the overall page limit. If you exceed the page limit, we will not consider your application. We recommend page limits for subsections in the table, but they are guidance only.

**Table: Project narrative components**

Heading	Recommended page limit	Total number of points = 90
Introduction and need for assistance	2 pages	25 points
Project objectives, work plan, and approach	4 pages	25 points
Program evaluation	2 pages	25 points
Organizational capabilities, key personnel, and qualifications	2 pages	15 points

## Project narrative scoring criteria

### Introduction and need for assistance

**Maximum points:** 25

- Describe your Tribe's current health program activities, including:
  - How long they have been operating.
  - What programs or services the Tribe currently provides.
  - Whether the Tribe currently administers any ISDEAA Title I Self-Determination Contracts or Title V Self-Governance Compacts.
  - What the Tribe needs help with, and how the Planning Cooperative Agreement would benefit the health activities the Tribe is administering and/or looking to expand.

## Project objectives, work plan, and approach

### Maximum points: 25

- State the specific activities you will conduct to meet the requirements in the [required activities section of the program description](#).
- Include measurable objectives to show you will successfully achieve these activities.
- Describe how these objectives are consistent with the program's purpose and the needs of the people you will serve. Explain how you will achieve them within the proposed timeframe. Identify the expected results, benefits, and outcomes or products to be derived from each objective.

## Program evaluation

### Maximum points: 25

- Define the criteria you will use to evaluate planning activities and expected outcomes (short, medium, or long term). Describe how you will measure them.
- **Process evaluation:** Clearly describe the methodologies and parameters you will use to determine whether you are meeting the identified needs and achieving the identified outcomes. Make sure the goals and objectives are measurable, are consistent with the purpose of the program, and meet the needs of the people to be served. Show how they are achievable within the proposed timeframe.
- **Outcome evaluation:** Describe how you will enhance sustainable health delivery for the population you serve by taking on PSFAs. Ensure that you include the outcome measures, methods, activities, and approaches that will lead to sustainability.

## Organizational capabilities, key personnel, and qualifications

### Maximum points: 15

- Describe your Tribe's organizational structure and its ability to manage this project.
- Include resumes or position descriptions of key staff, showing their experience and expertise.
- If applicable, include resumes and scope of work for consultants, showing their relevant experience and expertise.

# Budget narrative

**Page limit:** 5

**Filename:** Budget narrative

The budget narrative supports the information you provide in Standard Form 424-A. See [other required forms](#).

It includes added detail and justifies the costs you ask for. As you develop your budget, consider:

- If the costs are reasonable and consistent with your project's purpose and activities.
- The restrictions on spending funds. See [funding policies and limitations](#).
- The scoring criteria in this section.

Be sure to do the following in your budget narrative:

- Show each line item in your SF-424A, organized by budget category.
- Provide the information for the entire period of performance, broken down by year.
- For each line item, describe:
  - How the costs support achieving the project's proposed objectives.
  - How you calculated or arrived at the cost.
- Take care to explain each item in the "other" category and why you need it.
- Do not use the budget narrative to expand your project narrative.
- Do not exceed the funding range.
- Do not exceed the page limit.

If you like, you can also include a spreadsheet that provides more detail than the SF-424A. If you do, we won't count it toward the page limit.

## Budget justification for conferences

You must provide a separate detailed budget justification for each conference you anticipate. In your justification, you must address these cost categories:

- Contract or planner.
- Meeting space or venue.
- Registration website.
- Audiovisual.
- Speakers' fees.

- Nonfederal attendee travel.
- Registration fees.
- Other.

## Budget scoring criteria

### Categorical budget and budget justification

#### Maximum points: 10

- Submit a budget with a narrative describing the budget request and matching the scope of work described in the project narrative.
- Justify all expenditures, identifying reasonable and allowable costs necessary to accomplish the goals and objectives as outlined in the project narrative.

We do not consider **voluntary** cost sharing during merit review.

## Attachments

You will upload attachments in Grants.gov using a single Other Attachments form.

### Tribal resolution

If you are a Tribe or Tribal organization applicant, you must submit an official, signed Tribal resolution before we can issue an award. You must submit a final or draft resolution with your application. Failure to submit a final or draft tribal resolution means we will not consider your application for funding. If your application is selected for award, we will contact you to let you know the due date for submitting your final Tribal resolution to the Division of Grants Management. If we do not receive the resolution by that due date, we will not issue the award.

If you propose to serve more than one Tribe, you must submit a resolution from each.

If your organization has a governing structure other than a Tribal council, you may substitute an equivalent document, such as a letter of support or letter of commitment. Please include documentation explaining and justifying the substitution.

## Work plan chart

Attach a one-page work plan chart or timetable that summarizes the work plan in your project description by outlining your activities and outcomes.

The work plan should include activities for the entire period of performance.

## Proof of nonprofit status

If your organization is a nonprofit, you need to attach proof. We will accept any of the following:

- A copy of a current tax exemption certificate from the IRS.
- A letter from your state's tax department, attorney general, or another state official saying that your group is a nonprofit and that none of your net earnings go to private shareholders or others.
- A certified copy of your certificate of incorporation. This document must show that your group is a nonprofit.
- Any of these for a parent organization. Also include a statement signed by an official of the parent group stating that your organization is a nonprofit affiliate.

## Indirect cost agreement

If you include indirect costs in your budget using an approved rate, include a copy of your current agreement approved by your [cognizant agency for indirect costs](#). If you use the *de minimis* rate, you do not need to submit this attachment.

## Biographical sketches

For key personnel, attach biographical sketches for positions that are filled. If a position isn't filled, attach a short description of the position and its qualifications.

## Letters of support

Attach letters of support from your organization's board of directors, if relevant, and for any key partners collaborating and named in your proposal.

## Audit documentation

You must provide documentation of required audits. You can submit either of the following:

- Email confirmation from the Federal Audit Clearinghouse (FAC) showing that you submitted the audits.
- Face sheets from audit reports. You can find these on the [FAC website](#).

Missing or delinquent audits will disqualify your application from consideration.

## Other required forms

You will need to complete some required forms at Grants.gov. You can find them in the NOFO application package or review them and their instructions at [Grants.gov Forms](#).

Forms	Submission Requirement
Application for Federal Assistance (SF-424)	With application.
Budget Information for Non-Construction Programs (SF-424A)	With application.
Project/Performance Site Location	With application
Grants.gov Lobbying form	With application.
Key Contacts	With application
Disclosure of Lobbying Activities (SF-LLL)	If applicable, with the application.

### Important: Public information

When filling out your SF-424 form, pay attention to Box 15: Descriptive Title of Applicant's Project.

We share what you put there with [USAspending](#). This is where the public goes to learn how the federal government spends their money.

Instead of just a title, insert a short description of your project and what it will do.

[See instructions and examples \[PDF\]](#).



# Step 4:

# Learn About Review and Award

## In this step

Application review

30

# Application review

## Initial review

We will review your application to make sure that it meets both the [completeness criteria and the responsiveness criteria](#). If your application does not meet these criteria, we will not move it to the merit review phase.

## Scoring process

The Review Committee reviews all applications that pass the initial review. The members use the criteria in the [project narrative](#) and [budget narrative](#) sections in Step 3.

We will send your authorized official an Executive Summary Statement within 30 days after we complete reviews. This statement will outline the strengths and weaknesses of your application.

## Criteria summary

Criterion	Total number of points = 100
1. Introduction and need for assistance	25 points
2. Project objectives, work plan, and approach	25 points
3. Program evaluation	25 points
4. Organizational capabilities, key personnel, and qualifications	15 points
5. Budget narrative	10 points

We do not consider **voluntary** cost sharing during scoring.

## Risk review

Before making an award, we review the risk that you will mismanage federal funds or fail to complete the project objectives. We need to make sure you've handled any past federal awards well and demonstrated sound business practices.

We use [SAM.gov](#) Responsibility/Qualification to check this history for all awards likely to be over \$250,000. We also check Exclusions.

If we find a significant risk, we may choose not to fund your application or to place specific conditions on the award.

You can see more details about risk review at [2 CFR 200.206](#).

## Selection process

When making funding decisions, we consider:

- Merit review results. These are key in making decisions but are not the only factor.
- The larger portfolio of agency-funded projects, including the project type and geographic distribution.
- The past performance of the applicant. We may choose not to fund applicants with management or financial problems.
- We may:
  - Fund applications in whole or in part.
  - Fund applications at a lower amount than requested.
  - Decide not to allow a recipient to subaward if they may not be able to monitor and manage subrecipients properly.
  - Choose to fund no applications under this NOFO.

## Funding for alignment with agency priorities

Before we make final funding decisions, Division of Grants Management leadership will review all potential awards. They will check for:

- Adherence to applicable laws.
- Alignment to agency priorities ([HHS Priorities | HHS.gov](#)).

To the extent allowed by law and court orders, we will give a funding priority to applications that align with agency priorities.

For example, your application may receive this priority if it includes program-specific activities.

See the policy alignment section of the merit review criteria.

## Award notices

After we review and select applications for award, we will let you know the outcome.

### Unsuccessful applications

We will email you or write you a letter if your application is disqualified or unsuccessful.

### Approved but unfunded applications

It is possible that we could approve your application, but don't have enough funds to make an award. If so, we will hold your application for one year. If funding becomes available during the year, we may reconsider funding your application.

### Approved applications

If you are successful, we will create a Notice of Award (NoA). You will need a [GrantSolutions](#) user account to retrieve your NoA.

The NoA is the only official award document. The NoA tells you about the amount of the award, important dates, and the terms and conditions you need to follow. Until you receive the NoA, you don't have permission to start work.

By drawing down funds, you accept the terms and conditions of the award. The award incorporates the requirements of the program and funding authorities, the grant regulations, the GPS, and the NOFO.



# Step 5:

# Submit Your Application

## In this step

Application submission and deadlines [34](#)

# Application submission and deadlines

See [find the application package](#) to make sure you have everything you need.

Make sure you are current with SAM.gov and UEI requirements. See [get registered](#). You will have to maintain your registration throughout the life of any award.

## Deadline

**You must submit your application by Monday, August 3, 2026, at 11:59 p.m. ET.**

See [exemptions for paper submissions](#).

Grants.gov creates a date and time record when it receives the application. If you submit the same application more than once, we will accept the last on-time submission.

The grants management officer may extend an application due date based on emergency situations such as documented natural disasters or a verifiable widespread disruption of electric or mail service.

## Process

**You must submit your application through Grants.gov.** [See get registered](#).

For instructions on how to submit in Grants.gov, see the [Quick Start Guide for Applicants](#). Make sure that your application passes the Grants.gov validation checks or we may not get it. Do not encrypt, zip, or password protect any files.

See [Contacts and Support](#) if you need help.

## Exemptions

If you cannot submit through Grants.gov, you must request a waiver before the application due date. Send your waiver request to [DGM@ihs.gov](mailto:DGM@ihs.gov). Include a clear justification for your need to deviate from the required application submission process. Failure to register in SAM.gov or Grants.gov in a timely way is not cause for a waiver. We will not accept applications outside of Grants.gov without an approved waiver.

We will email you if we approve your waiver. This notification will include submission instructions. If we approve your waiver, we must receive your application by 5 pm ET on the application deadline.

## Intergovernmental review

[Executive Order 12372, Intergovernmental Review of Federal Programs](#) does not apply to this NOFO. You do not need to take any action.



# Step 6:

# Learn What Happens After Award

## In this step

Post-award requirements and administration [37](#)

# Post-award requirements and administration

## Administrative and national policy requirements

There are important rules you need to know if you get an award. You must follow:

- All terms and conditions in the Notice of Award. We incorporate this NOFO by reference.
- The rules listed in [2 CFR 200](#), Uniform Administrative Requirements, Cost Principles, and Audit Requirements, effective October 1, 2025. These replace those in 45 CFR 75, with some exceptions in 2 CFR 300.
- The HHS [Grants Policy Statement \(GPS\)](#). This document has terms and conditions tied to your award. If there are any exceptions to the GPS, they'll be listed in your Notice of Award.
- All federal statutes and regulations relevant to Federal financial assistance, including those highlighted in the [HHS Administrative and National Policy Requirements](#).
- Nondiscrimination requirements: By applying for or accepting federal funds from HHS, recipients certify compliance with all Federal antidiscrimination laws and these requirements and that complying with those laws is a material condition of receiving Federal funding streams. Recipients are responsible for ensuring subrecipients, contractors, and partners also comply.

## Reporting

If you receive an award, you will have to submit financial and performance reports.

If you are successful, you will have to submit financial and performance reports and possibly reports on specific types of activities. Your Notice of Award outlines the specific requirements and deadlines. To learn more about reporting, see:

- [Performance Progress Reports](#)
- [Progress Report Requirements](#)
- [Financial Reporting](#)

If your award includes funds for a conference, you must submit a report for all conferences.

If you don't submit your reports on time, we could:

- Suspend or terminate your award.
- Withhold payments.
- Move you to a reimbursement payment method.
- Withhold future awards.
- Take other enforcement actions.
- Impose special award conditions if the situation continues.



# Contacts and Support

## In this step

Agency contacts	<u>40</u>
Help with systems	<u>40</u>
Reference websites	<u>41</u>

# Agency contacts

## Program and eligibility

**Kenneth Coriz**

Program Officer

301-443-5668

[kenneth.coriz@ihs.gov](mailto:kenneth.coriz@ihs.gov)

## Grants management and financial

[DGM@ihs.gov](mailto:DGM@ihs.gov)

## Review process and application status

[DGM@ihs.gov](mailto:DGM@ihs.gov)

# Help with systems

## Grants.gov

Grants.gov provides 24/7 support. Hold on to your ticket number.

- Phone: 1-800-518-4726
- Email: [support@grants.gov](mailto:support@grants.gov)

If problems persist, contact the Office of Grants Management at [DGM@ihs.gov](mailto:DGM@ihs.gov) at least 10 days before the application due date.

## SAM.gov

If you need help, you can:

- Call 866-606-8220.
- Live chat with the [Federal Service Desk](#).

## GrantSolutions

For help, contact the GrantSolutions help desk:

- Phone: 866-577-0771
- E-mail: [help@grantsolutions.gov](mailto:help@grantsolutions.gov).

# Reference websites

- [U.S. Department of Health and Human Services \(HHS\)](#)
- [Division of Grants Management | Indian Health Service \(IHS\)](#)
- [Grants Training Tools | Division of Grants Management \(ihs.gov\)](#)
- [Grants.gov Accessibility Information](#)
- [Code of Federal Regulations \(CFR\)](#)
- [United States Code \(U.S.C.\)](#)