

Notice of Funding Opportunity
Application due Monday, June 22, 2026










Division of Diabetes Treatment and Prevention (DDTP)

Phase 2 Produce Prescription Pilot Program (P4)

Opportunity number: HHS-2026-IHS-PPPP-0001



Contents

Before you begin	<u>3</u>
 Step 1: Review the Opportunity	<u>4</u>
Basic information	<u>5</u>
Eligibility	<u>7</u>
Program description	<u>10</u>
 Step 2: Get Ready to Apply	<u>16</u>
Get registered	<u>17</u>
Find the application package	<u>18</u>
 Step 3: Build Your Application	<u>19</u>
Application checklist	<u>20</u>
Application contents and format	<u>22</u>
 Step 4: Learn About Review and Award	<u>32</u>
Application review	<u>33</u>
Award notices	<u>35</u>
 Step 5: Submit Your Application	<u>36</u>
Application submission and deadlines	<u>37</u>
 Step 6: Learn What Happens After Award	<u>39</u>
Post-award requirements and administration	<u>40</u>
 Contacts and Support	<u>42</u>
Appendix	<u>45</u>



Before you begin

If you believe you are a good candidate for this funding opportunity, secure your [SAM.gov](#) and [Grants.gov](#) registrations now. If you are already registered, make sure your registrations are active and up-to-date.

SAM.gov registration (this can take several weeks)

You must have an active account with SAM.gov. This includes having a Unique Entity Identifier (UEI).

[See Step 2: Get Ready to Apply](#)

Grants.gov registration (this can take several days)

You must have an active Grants.gov registration. Doing so requires a Login.gov registration as well.

[See Step 2: Get Ready to Apply](#)

Apply by the application due date

Applications are due by 11:59 p.m. Eastern Time on Monday, June 22, 2026.



To help you find what you need, this NOFO uses internal links. In Adobe Reader, you can go back to where you were by pressing Alt + Left Arrow (Windows) or Command + Left Arrow (Mac) on your keyboard.



Step 1:

Review the Opportunity

In this step

Basic information	<u>5</u>
Eligibility	<u>7</u>
Program description	<u>10</u>

Basic information

Indian Health Service (IHS)

Division of Diabetes Treatment and Prevention (DDTP)

Expand access to nutritious and community relevant foods to support whole-person health and well-being in Tribal communities.

Summary

The Indian Health Service (IHS) is seeking applications for the Phase 2 Produce Prescription Pilot Program (P4). This program supports Tribes, Tribal organizations, and Urban Indian organizations in implementing produce prescription models that increase access to nutritious and community relevant foods and promote whole-person health and well-being.

Award recipients will establish or expand programs that connect health care providers with food systems to provide fruits, vegetables, and traditional foods to eligible participants. Programs are expected to integrate clinical services with community-based food access strategies and community appropriate nutrition education that reflect community values and practices.

Recipients will develop partnerships with health care providers, community organizations, and food suppliers to implement sustainable produce prescription models. Programs should prioritize populations experiencing food insecurity and chronic conditions influenced by food access and nutrition such as diabetes, while also supporting broader physical, social, and whole person well-being.

Awardees will collect and report data on program participation, food access, dietary behaviors, and indicators of health and well-being, including community-defined measures where appropriate, to support program evaluation and inform future program development.



Have questions?

See [Contacts and Support](#).

Key facts

Opportunity name:

Phase 2 Produce Prescription Pilot Program (P4)

Opportunity number:

HHS-2026-IHS-PPPP-0001

NOFO version:

Original

Assistance listing:

93.933

Key dates

Application submission deadline:

June 22, 2026

Expected award date:

July 15, 2026

Expected earliest start date:

July 15, 2026

See [other submissions](#) for other time frames that may apply to this NOFO.

Funding details

Funding type: Cooperative agreement

Competition type: New

Expected total program funding: \$3,500,000

Expected number of awards: 14-18

Funding range per applicant for the first budget period:

\$200,000 to \$250,000

We expect to fund projects in five 1-year budget periods for a total period of performance of five years.

Continuation funding depends on the availability of funds and agency budget priorities.

Eligibility

Eligible applicants

Per Public Law 93-638, as amended, only these types of organizations may apply:

Federally recognized Indian Tribes

An Indian Tribe as defined by [25 U.S.C. 1603\(14\)](#).

The term “Indian Tribe” means any Indian Tribe, band, nation, or other organized group or community, including any Alaska Native village or group, or regional or village corporation, as defined in or established pursuant to the Alaska Native Claims Settlement Act (85 Stat. 688) [43 U.S.C. 1601 et seq.], which is recognized as eligible for the special programs and services provided by the United States to Indians because of their status as Indians.

Tribal organizations

A Tribal organization as defined by [25 U.S.C. 1603\(26\)](#), which refers to the definition in section 4 of the Indian Self-Determination and Education Assistance Act ([25 U.S.C. 5304\(l\)](#)):

“Tribal organization” means the recognized governing body of any Indian Tribe; any legally established organization of Indians which is controlled, sanctioned, or chartered by such governing body or which is democratically elected by the adult members of the Indian community to be served by such organization and which includes the maximum participation of Indians in all phases of its activities: provided that, in any case where a contract is let or grant made to an organization to perform services benefiting more than one Indian Tribe, the approval of each such Indian Tribe shall be a prerequisite to the letting or making of such contract or grant.

You must submit letters of support or Tribal Resolutions from the Tribes you will serve. See [attachments](#).

Urban Indian organizations

Urban Indian organization as defined by [25 U.S.C. 1603\(29\)](#), that is currently administering a contract or receiving an award pursuant to 25 U.S.C. 1653.

The term “Urban Indian organization” means a nonprofit corporate body situated in an urban center, governed by an urban Indian controlled board of directors, and providing for the maximum participation of all interested Indian groups and individuals, which body is capable of legally cooperating with other public and private entities for the purpose of performing the activities described in 25 U.S.C. 1653(a).

You must provide proof of nonprofit status. See [attachments](#).

Eligibility exceptions

- Individuals, including sole proprietorships and foreign organizations, are not eligible.
- We do not fund concurrent projects under this program. If you get an award under this announcement, we can't later fund you under a subsequent opportunity for the same program while this award is active.
- Tribes prohibited under the Alaska Moratorium from receiving funds pursuant to the ISDEAA may not apply.

See [statutory authority](#).

Other eligibility criteria

This cooperative agreement opportunity is available to any applicant, with exception to those who have previously received P4 funding.

Completeness and responsiveness criteria

We will review your application to make sure it meets these requirements:

- Is from an organization that meets all eligibility criteria.
- Does not exceed the page limits for [project narrative](#) and [budget narrative](#).
- Does not exceed the amount of the [funding range](#).
- Is not submitted after the [deadline](#).
- Includes a draft or final [tribal resolution](#).
- Does not have any missing or delinquent audits in the [audit documentation](#).
- If your application does not meet all these requirements, we will not consider it.

Application limits

- Only one grant will be awarded per applicant
- Applicants may submit multiple versions of the application, but only the last one will be accepted.

Cost sharing

This program has no cost-sharing requirement, meaning you do not need to contribute to the costs of this project.

If you choose to include cost-sharing funds, we won't consider it during our review. If you receive an award, we will include your voluntary commitment in the award, and you must report on the funds.

Program description

Background

American Indian and Alaska Native (AI/AN) communities experience disproportionately high rates of food insecurity and chronic conditions influenced by food access and nutrition, including diabetes. Limited access to affordable, nutritious foods affects overall health and well-being.

Produce prescription programs are an emerging strategy that connects health care services with food access interventions to support whole-person health. These programs recognize that health is shaped by access to nutritious foods, traditional connections, community support, and social conditions.

Purpose

The purpose of this program is to support the development of produce prescription programs through collaborations with stakeholders across health care and food systems in Tribal communities. Phase 2 P4 will increase access to fruits, vegetables, and community relevant traditional foods for AI/AN people by enabling eligible individuals to receive produce prescriptions through participating community organizations or health care providers, which can then be used to obtain nutritious food through approved partners. The goal of this phase 2 pilot is to demonstrate and evaluate the impact of produce prescription programs on AI/AN people and their families, specifically by:

1. Reducing food insecurity.
2. Improving nutrition and dietary patterns by increasing access to and consumption of fruits, vegetables, and traditional foods, while building nutrition knowledge through education that supports healthier food choices and long-term behavior change.
3. Promoting whole-person health and well-being.

Required activities

All awardees must implement a produce prescription program in their communities by:

- Developing the infrastructure to implement and maintain a produce prescription program that fosters ongoing collaboration with one or more Tribal, Federal, or urban health care facilities and local markets/ organizations/services that provide fresh fruits and vegetables and/or traditional foods.
- Identifying an eligible AI/AN population or Urban Indian Organization that can be significantly impacted. Indicating how many eligible individuals and their families can be served with the current budget and services available.
- Collaborating with health care partners to identify and refer participants.
- Establishing partnerships with food providers (e.g., retailers, farmers, Tribal and traditional food systems).
- Implementing a community appropriate nutrition education program that teaches program participants about proper nutrition and the impact it has on disease risk reduction and overall health. A nutrition education program should include information on cultivation and preparation for consumption of traditional foods that reflects community knowledge and practices.
- Supporting participant access to foods that contribute to physical, cultural, and nutritional well-being.
- Developing and maintaining a data collection and assessment approach that includes baseline and follow-up outcomes, with data used to guide priorities, inform program planning, and evaluate interventions. This approach should include:
 - Program participation, food access, and indicators of health and well-being, including community-defined measures where appropriate.
 - Measurement of food insecurity rates over time using the [Hunger Vital Sign screening tool \[PDF\]](#).
 - Nutrition education, including number of participants receiving education and assessment of increased knowledge in nutrition over time.
 - Distribution of produce prescriptions, including the number of prescriptions issued and redeemed.
- A sample logic model to guide recipients is included in the appendix.

All awardees must also:

- Consult with and accept guidance from the IHS Division of Diabetes Treatment and Prevention (DDTP), the IHS Division of Grants Management (DGM), and their Federal Program Officer(s) and/or designated assignee(s).
- Attend quarterly conference calls established by the DDTP and provide updates on the progress of Phase 2 P4 implementation.
- Respond promptly to requests for information.
- Provide short presentations on their processes and successes, as requested.
- Keep DDTP informed of emerging issues, developments, and challenges that may affect the awardee's ability to comply with the award Terms and Conditions and/or any requirements.
- Have an officially approved Project Director (approved by the Grants Management Officer in consultation with the Program Official) to plan/initiate and maintain Phase 2 P4, who has the following qualifications:
 - Relevant health or wellness education and/or experience.
 - Experience with award program management, including skills in program coordination, budgeting, reporting, and staff supervision.
 - Working knowledge of nutrition and nutrition challenges in AI/AN communities.
- Provide an annual workplan that may include planned activities and action steps, the person or people responsible, and timetable.
- Complete and submit an annual progress report to the IHS by attaching it as a Grant Note in Grant Solutions. Instructions, template(s), and other information will be provided. This should include details summarizing the effectiveness of the program and program outcomes.
- Submit baseline, semiannual, and annual/final data to the IHS.
- Participate in training courses provided by the DDTP.
- Budget for at least two people to attend a two-day, in-person workshop identified by the DDTP, in a location to be determined.
- Participate in IHS/contractor site visits.

Cooperative agreement terms

Cooperative agreements use the same policies as grants. The difference is that IHS will have substantial involvement in the project during the entire period of performance. The next section describes our level of involvement.

Substantial agency involvement description for cooperative agreement

- Identify a core group of IHS staff to work with the awardee in providing technical assistance and guidance.
- Regularly meet with the awardee to review the Phase 2 P4 work plan and provide guidance and feedback on implementation, program evaluation, and data collection strategy and tools.
- Establish and host quarterly conference calls to provide Phase 2 P4 updates and discuss awardee progress.
- Work with the awardee to display the results of this project by publishing on shared websites as well as in jointly authored publications.
- Use the evidence-based program(s), framework(s), and data collection requirement(s) to develop an evaluation plan to collect national program aggregate and local EBP fidelity data.

Funding policies and limitations

Limitations

Pre-award costs are not allowable.

For guidance on some types of costs that we restrict or do not allow, see 2 CFR part 200 subpart E, [General Provisions for Selected Items of Cost](#). See also [program-specific limitations](#).

All activities proposed in your application and budget narrative must align with applicable law, including but not limited to statutes, executive orders, federal regulations and applicable judicial holdings. Accordingly, discretionary awards shall not be used to fund, promote, encourage, subsidize, or facilitate; racial preferences or other forms of racial discrimination by the recipient, including activities where race or intentional proxies for race will be used as a selection criterion for employment or program participation; denial by the recipient of the sex binary in humans, or the belief that sex is a chosen or mutable characteristic; illegal immigration; or any other initiatives that compromise public safety. If an

application does not align, the application will not receive funding to the extent permitted by law and applicable court orders.

Program-specific limitations

Awardees must submit a long-term plan outlining how the pilot program will continue (or be responsibly phased out) after federal funding ends, including any leveraging of non-federal resources. This plan will be evaluated during the Year 1 review.

Policies

- Total award funds include both direct and indirect costs.
- Each applicant can receive only one award under this program.
- Support beyond the first budget year will depend on:
 - Appropriation of funds.
 - Satisfactory progress in meeting your project's objectives.
 - A decision that continued funding is in the government's best interest.
- If we receive more funding for this program, we will consider:
 - Funding more applicants.
 - Extending the period of performance.
 - Awarding supplemental funding.

Salary rate limitation

The salary rate limitation in the current appropriations act applies to this program. As of January 2026, the salary rate limitation is \$228,000.

Program income

If you earn any money from your award-supported project activities (known as program income), you must use it for the purposes and under the conditions of the award. Find more about program income at [2 CFR 200.307](#).

Indirect costs

Indirect costs are those shared across multiple projects and not easily separated.

To charge indirect costs you can select one of two methods:

Method 1 — Approved rate. If you currently have an indirect cost rate approved by your cognizant federal agency, you may use that rate.

Usually, IHS recipients negotiate their rates with the [HHS Division of Cost Allocation](#) or the Department of the Interior, [Interior Business Center](#). For questions about the indirect cost policy, write to DGM@ihs.gov.

Method 2 — *De minimis* rate. Recipients and subrecipients that do not have a current Federal negotiated indirect cost rate (including provisional rate) may elect to charge a *de minimis* rate of up to 15 percent (see [2 CFR 200.414\(f\)](#)) of modified total direct costs (MTDC). See the definition of MTDC ([2 CFR 200.1](#)). You can use this rate indefinitely.

If you choose this method, you must not charge costs included in the indirect cost pool as direct costs.

Statutory authority

This program is authorized under the Snyder Act, 25 U.S.C. 13; the Transfer Act, 42 U.S.C. 2001(a); and Commerce, Justice, Science; Energy and Water Development; and Interior and Environment Appropriations Act, 2026, H.R. 6938, P.L. 119-74.

Post-award requirements

Before you apply, make sure you understand the requirements that come with an award.

See [Step 6: Learn What Happens After Award](#) for information on regulations that apply, reporting, and more.



Step 2: Get Ready to Apply

In this step

Get registered [17](#)

Find the application package [18](#)

Get registered

You must be registered in both SAM.gov and Grants.gov to apply. You can review the requirements and get started on developing your application before your registrations are complete.

SAM.gov

You must have an active account with SAM.gov to apply. SAM.gov registration can take several weeks. Begin that process today.

To register:

- Go to [SAM.gov Entity Registration](#) and select Get Started. From the same page, you can also select the Entity Registration Checklist for the information you will need to register.
- You must agree to the [financial assistance general certifications and representations](#) specifically. Those for contracts are different.

When you register, you will also receive your required Unique Entity Identifier (UEI).

Once you register:

- You will have to maintain your registration throughout the life of any award.
- If your organization has multiple UEIs, use the one associated with your physical location.

Grants.gov

You must also have an active account with [Grants.gov](#). You can see step-by-step instructions at the Grants.gov [Quick Start Guide for Applicants](#).

Need help? See [Contacts and Support](#).

Find the application package

The application package has all the forms you need to apply. You can find it on this NOFO's Grants.gov opportunity page.

We recommend that you select the Subscribe button from the View Grant Opportunity page for this NOFO to get updates.

If you can't use Grants.gov to download application materials or have other technical difficulties, including issues with application submission, [contact Grants.gov](#) for assistance.



Step 3:

Build Your Application

In this step

Application checklist	<u>20</u>
Application contents and format	<u>22</u>

Application checklist

This checklist includes every component you will need to submit a complete application:

Narratives

Component	Form to use	Page limit
<input type="checkbox"/> Project summary	Project Abstract Summary form.	1 page
<input type="checkbox"/> Project narrative	Project Narrative Attachment form.	10 pages
<input type="checkbox"/> Budget narrative	Budget Narrative Attachment form.	5 pages

Attachments

Insert each in a single Other Attachments form.

Component	Page limit
<input type="checkbox"/> Tribal resolution	None
<input type="checkbox"/> Proof of nonprofit status	None
<input type="checkbox"/> Indirect cost agreement	None
<input type="checkbox"/> Biographical sketches	None
<input type="checkbox"/> Letters of support	None
<input type="checkbox"/> Audit documentation	None
<input type="checkbox"/> Optional forms	None

Other required forms

Upload using each required Grants.gov form.

Component	Page limit
<input type="checkbox"/> Application for federal assistance (SF-424)	None
<input type="checkbox"/> Budget information for non-construction programs (SF-424A)	None
<input type="checkbox"/> Project/performance site location	None
<input type="checkbox"/> Grants.gov lobbying form	None
<input type="checkbox"/> Key contacts	None
<input type="checkbox"/> Disclosure of lobbying activities (SF-LLL)	None

Application contents and format

Applications include narratives, attachments, and other required forms. This section includes guidance on each.

Your organization's authorized official must certify your application.

We will provide instructions on document formats in the following sections.

If you don't provide the required documents, your application is incomplete. See [completeness and responsiveness criteria](#) to understand what may disqualify your application from consideration.

Project summary

Provide a self-contained summary of your proposed project, including the purpose and expected outcomes. Do not include any proprietary or confidential information. We use this information when we receive public information requests about funded projects.

Required format

Required format for project and budget narrative.

Font size: 12-point font

Footnotes, tables, and text in graphics may be 10-point.

Font color: Black

Spacing: Single-spaced

Margins: 1-inch

Size: 8.5 by 11 inches

Include consecutive page numbers.

Formats: While the forms for project and budget narratives are PDF, you may upload Word, Excel, or PDF files to those forms.

Project narrative

Page limit: 10

Filename: Project narrative

To create your project narrative:

- Follow the headings in the project narrative components table in order.
- Use the scoring criteria in this section to determine what you need to include.
- Describe your proposed project and activities for the full period of performance.
- Stay within the overall page limit. If you exceed the page limit, we will not consider your application. We recommend page limits for subsections in the table, but they are guidance only.

Table: Project narrative components

Heading	Recommended page limit	Maximum points
Introduction and need for assistance	2 pages	20 points
Project objectives, work plan, and approach	4 pages	30 points
Program evaluation	2 pages	20 points
Organizational capabilities, key personnel, and qualifications	2 pages	20 points

Project narrative scoring criteria

Introduction and need for assistance

Maximum points: 20

These criteria evaluate the introduction and need for assistance section of your project narrative. Reviewers will assess the extent to which your application does the following:

- Demonstrates need related to food access, nutrition, and health and well-being.
- Describes community context (socioeconomic and demographic characteristics) including traditional practices and lifestyle factors influencing health.
- Describes community food resources, food availability, affordability, and insecurity.

You must submit a needs-assessment report demonstrating the high-need status of the target community (food-insecurity rate, chronic-disease prevalence, etc.).

Project objectives, work plan, and approach

Maximum points: 30

These criteria evaluate the proposed scope of work, objectives, and activities that provide a description of what the applicant plans to accomplish. Reviewers will assess the extent to which your application does the following:

- Presents a clear, feasible plan to implement a produce prescription program.
- Demonstrates strong partnerships across health care, food systems, and community organizations.
- Incorporates community grounded strategies that support whole-person health and well-being.
- Describes how the proposal will avoid duplicating other federal activities, including discretionary grant programs and mandatory health and food assistance programs.
- Describes the types of foods that will be made available to participants, including fruits, vegetables, and traditional or community relevant foods, as appropriate. Clearly explain how participants will access these foods through the proposed program model and provide the rationale for the level and duration of support.
- States which health care organization(s) will collaborate with, or administer, the program (this may include one or more facilities or a network of health care providers).
- Describes the food access partners, organizations, vendors, or systems that will provide fruits, vegetables, and/or traditional or community relevant foods.
- Explains the participant screening and enrollment process, including how participants will be identified and selected, the populations to be served (e.g., individuals with specific health conditions, families, youth, adults, or other priority groups), and the estimated number of participants to be served, including:
 - The recruitment approach and how participants will be engaged in the program.
 - The type of produce prescription or food-based support that will be provided (e.g., vouchers, direct food provision, or other models), including the duration, frequency, and approximate value of the benefit.

- The process by which participants will access foods, including how food access partners/vendors will support distribution, redemption, or delivery, and how those partners/vendors will be reimbursed.

- Describes the plans for ensuring access to fruits, vegetables, and traditional or community relevant foods, including how the program will support a balance of food options that contribute to nutritional, cultural, and community well-being:
 - Applicants should also describe how the project will address potential barriers to food access, including food system or supply challenges that may affect implementation. If relevant, include how the project will adapt to disruptions or limitations in local food systems.
- Describes the implementation process, including how participants will navigate the program, expectations for participation, and how nutrition education or related activities will be delivered:
 - Describe whether education will be provided individually and/or in groups, who will deliver the education, and how often.
 - Describe how changes in participant knowledge, behaviors, or well-being will be assessed over time.
- Describes the duration of the participant's enrollment in the program and any strategies to support participant engagement and retention.
- Describes the staffing plan, including key roles and responsibilities.
- States anticipated barriers and challenges, along with proposed solutions, and other community-specific considerations.

Program evaluation

Maximum points: 20

- Describe the methods, approach, and data sources you will use to monitor and guide project progress. Indigenous evaluation methods may be incorporated.
- Incorporates community-defined measures where appropriate.
- Include the plan for tracking and trending (at baseline and at regular intervals throughout the participants involvement) the following outcome data:
 - Participant recruitment and retention.
 - Nutrition knowledge assessments over time.
 - Access to fruits, vegetables, and traditional foods.
 - Indicators of health and well-being.
 - Food insecurity using the [2-question Hunger Vital Sign \[PDF\]](#):
 1. Within the past 12 months, we worried whether our food would run out before we got money to buy more.

2. Within the past 12 months, the food we bought just didn't last and we didn't have money to get more.
 - Prescription redemption and dollar amount or other value.
 - Patient experience/satisfaction.

Organizational capabilities, key personnel, and qualifications

Maximum points: 20

- Document your organizational capabilities, and how you will use these capabilities to address program goals and objectives.
- List key personnel and contractors. Describe their qualifications. If a key position is not currently occupied, describe the desired qualifications of the position. Shows ability to implement programs that support community health and well-being.
- For key staff, include short biographical sketches or position descriptions in your attachments (does not count towards the project narrative page limit).
- Description of equipment and space available for use during the proposed project.
- Description of specialized experience working with produce prescription programs.
- Identify partners and their role in achieving the goals of the project. Include letters of support or commitment in your attachments, if applicable.

Budget narrative

Page limit: 5

Filename: Budget narrative

The budget narrative supports the information you provide in Standard Form 424-A. See [other required forms](#).

It includes added detail and justifies the costs you ask for. As you develop your budget, consider:

- If the costs are reasonable and consistent with your project's purpose and activities.
- The restrictions on spending funds. See [funding policies and limitations](#).
- The scoring criteria in this section.

Be sure to do the following in your budget narrative:

- Show each line item in your SF-424A, organized by budget category.
- Provide the information for the entire period of performance, broken down by year.
- For each line item, describe:
 - How the costs support achieving the project’s proposed objectives.
 - How you calculated or arrived at the cost.
- Take care to explain each item in the “other” category and why you need it.
- Do not use the budget narrative to expand your project narrative.
- Do not exceed the funding range.
- Do not exceed the page limit.

If you like, you can also include a spreadsheet that provides more detail than the SF-424A. If you do, we won’t count it toward the page limit.

Budget scoring criteria

Categorical budget and budget justification

Maximum points: 10

- Provide a budget narrative explaining first-year amounts for each SF-424A line item.
- You may include a more detailed spreadsheet (separate from the narrative).
- Clearly link each budget item to proposed objectives.
- Justify all “Other” costs; do not use the budget narrative to expand the project narrative.
- Include funding for at least two people to attend a two-day, in-person workshop identified by DDTP, in a location to be determined.

Attachments

You will upload attachments in Grants.gov using a single Other Attachments form.

Tribal resolution

If you are a Tribe or Tribal Organization applicant, you must submit an official, signed Tribal Resolution before we can issue an award. You must submit a final or draft resolution with your application. Failure to submit a final or draft tribal resolution means we will not consider your application for funding.

If your application is selected for award, we will contact you to let you know a final Tribal Resolution must be submitted to the Division of Grants Management and give you a due date. If the resolution is not received by that due date, an award will not be issued.

If you propose serving more than one Tribe, you must submit a resolution from each.

If your organization has a governing structure other than a Tribal council, you may substitute an equivalent document such as a letter of support or letter of commitment. Please include documentation explaining and justifying the substitution.

Proof of nonprofit status

If your organization is a nonprofit, you need to attach proof. We will accept any of the following:

- A copy of a current tax exemption certificate from the IRS.
- A letter from your state's tax department, attorney general, or another state official saying that your group is a nonprofit and that none of your net earnings go to private shareholders or others.
- A certified copy of your certificate of incorporation. This document must show that your group is a nonprofit.
- Any of the above for a parent organization. Also include a statement signed by an official of the parent group stating that your organization is a nonprofit affiliate.

Indirect cost agreement

If you include indirect costs in your budget using an approved rate, include a copy of your current agreement approved by your [cognizant agency for indirect costs](#). If you use the *de minimis* rate, you do not need to submit this attachment.

Biographical sketches

For key personnel, attach biographical sketches for positions that are filled. If a position isn't filled, attach a short description of the position and its qualifications.

Letter of support

Attach letters of support from your organization's board of directors, if relevant, and for any key partners collaborating and named in your proposal.

Audit documentation

You must provide documentation of required audits. You can submit either of the following:

- Email confirmation from the Federal Audit Clearinghouse (FAC) showing that you submitted the audits.
- Face sheets from audit reports. You can find these on the [FAC website](#).
- Missing or delinquent audits will disqualify your application from consideration.

Other required forms

You will need to complete some required forms at Grants.gov. You can find them in the NOFO application package or review them and their instructions at [Grants.gov Forms](#).

Forms	Submission Requirement
Application for federal assistance (SF-424)	With application.
Budget information for non-construction programs (SF-424A)	With application.
Project/performance site location	With application
Grants.gov lobbying form	With application.
Key contacts	With application
Disclosure of lobbying activities (SF-LLL)	If applicable, with the application.

Important: Public information

When filling out your SF-424 form, pay attention to Box 15: Descriptive Title of Applicant's Project.

We share what you put there with [USAspending](#). This is where the public goes to learn how the federal government spends their money.

Instead of just a title, insert a short description of your project and what it will do.

[See instructions and examples](#).



Step 4:

Learn About Review and Award

In this step

Application review	<u>33</u>
Award notices	<u>35</u>

Application review

Initial review

We will review your application to make sure that it meets both the [completeness criteria and the responsiveness criteria](#). If your application does not meet these criteria, we will not move it to the merit review phase.

Scoring process

The Review Committee reviews all applications that pass the initial review. The members use the criteria in the [project narrative](#) and [budget narrative](#) sections in Step 3.

We will send your authorized official an Executive Summary Statement within 30 days after we complete reviews. This statement will outline the strengths and weaknesses of your application.

We do not consider voluntary cost sharing during scoring.

Criteria summary

Criterion	Total number of points = 100
1. Introduction and need for assistance	20 points
2. Project objectives, work plan, and approach	30 points
3. Program evaluation	20 points
4. Organizational capabilities, key personnel, and qualifications	20 points
5. Budget narrative	10 points

Risk review

Before making an award, we review the risk that you will mismanage federal funds or fail to complete the project objectives. We need to make sure you've handled any past federal awards well and demonstrated sound business practices.

We use [SAM.gov](https://sam.gov) Responsibility/Qualification to check this history for all awards likely to be over \$250,000. We also check Exclusions.

If we find a significant risk, we may choose not to fund your application or to place specific conditions on the award.

You can see more details about risk review at [2 CFR 200.206](#).

Selection process

When making funding decisions, we consider:

- Merit review results. These are key in making decisions but are not the only factor.
- The larger portfolio of agency-funded projects, including the project type and geographic distribution.
- The past performance of the applicant. We may choose not to fund applicants with management or financial problems.
- We may:
 - Fund applications in whole or in part.
 - Fund applications at a lower amount than requested.
 - Decide not to allow a recipient to subaward if they may not be able to monitor and manage subrecipients properly.
 - Choose to fund no applications under this NOFO.

Award notices

After we review and select applications for award, we will let you know the outcome.

Unsuccessful applications

We will email you or write you a letter if your application is disqualified or unsuccessful.

Approved but unfunded applications

It is possible that we could approve your application, but don't have enough funds to make an award. If so, we will hold your application for one year. If funding becomes available during the year, we may reconsider funding your application.

Approved applications

If you are successful, we will create a Notice of Award (NoA). You will need a [GrantSolutions](#) user account to retrieve your NoA.

The NoA is the only official award document. The NoA tells you about the amount of the award, important dates, and the terms and conditions you need to follow. Until you receive the NoA, you don't have permission to start work.

By drawing down funds, you accept the terms and conditions of the award. The award incorporates the requirements of the program and funding authorities, the grant regulations, the GPS, and the NOFO.



Step 5: Submit Your Application

In this step

Application submission and deadlines [37](#)

Application submission and deadlines

See [find the application package](#) to make sure you have everything you need.

Make sure you are current with SAM.gov and UEI requirements. See [get registered](#). You will have to maintain your registration throughout the life of any award.

Deadline

You must submit your application by Monday, June 22, 2026 at 11:59 p.m. ET. See [exemptions for paper submissions](#).

Grants.gov creates a date and time record when it receives the application. If you submit the same application more than once, we will accept the last on-time submission.

The grants management officer may extend an application due date based on emergency situations such as documented natural disasters or a verifiable widespread disruption of electric or mail service.

Process

You must submit your application through Grants.gov. See [get registered](#).

For instructions on how to submit in Grants.gov, see the [Quick Start Guide for Applicants](#). Make sure that your application passes the Grants.gov validation checks or we may not get it. Do not encrypt, zip, or password protect any files.

See [Contacts and Support](#) if you need help.

Exemptions

If you cannot submit through Grants.gov, you must request a waiver before the application due date. Send your waiver request to DGM@ihs.gov. Include a clear justification for your need to deviate from the required application submission process. Failure to register in SAM.gov or Grants.gov in a timely way is not cause for a waiver. We will not accept applications outside of Grants.gov without an approved waiver.

We will email you if we approve your waiver. This notification will include submission instructions. If we approve your waiver, we must receive your application by 5 pm ET on the application deadline.

Intergovernmental review

[Executive Order 12372, Intergovernmental Review of Federal Programs](#) does not apply to this NOFO. You do not need to take any action.



Step 6:

Learn What Happens After Award

In this step

Post-award requirements and administration [40](#)

Post-award requirements and administration

Administrative and national policy requirements

There are important rules you need to know if you get an award. You must follow:

- All terms and conditions in the Notice of Award. We incorporate this NOFO by reference.
- The rules listed in [2 CFR 200](#), Uniform Administrative Requirements, Cost Principles, and Audit Requirements, effective October 1, 2025. These replace those in 45 CFR 75, with some exceptions in 2 CFR 300.
- The HHS [Grants Policy Statement \(GPS\)](#). This document has terms and conditions tied to your award. If there are any exceptions to the GPS, they'll be listed in your Notice of Award.
- All federal statutes and regulations relevant to federal financial assistance, including those highlighted in the [HHS Grants Policy Statement](#), Appendix D: HHS Administrative and National Policy Requirements.
- All anti-discrimination laws: By applying for or accepting federal funds from HHS, recipients certify compliance with all federal antidiscrimination laws and these requirements and that complying with those laws is a material condition of receiving federal funding streams. Recipients are responsible for ensuring subrecipients, contractors, and partners also comply.

Reporting

If you receive an award, you will have to submit financial and performance reports.

If you are successful, you will have to submit financial and performance reports and possibly reports on specific types of activities. Your Notice of Award outlines the specific requirements and deadlines. To learn more about reporting, see:

- [Performance Progress Reports](#).
- [Progress Report Requirements](#).
- [Financial Reporting](#).

If your award includes funds for a conference, you must submit a report for all conferences.

If you don't submit your reports on time, we could:

- Suspend or terminate your award.
- Withhold payments.
- Move you to a reimbursement payment method.
- Withhold future awards.
- Take other enforcement actions.
- Impose special award conditions if the situation continues.



Contacts and Support

In this step

Agency contacts	<u>43</u>
Help with systems	<u>43</u>
Reference websites	<u>44</u>

Agency contacts

Program and eligibility

Stacy Hammer, MPH, RDN, LD

National Nutrition Consultant

stacy.hammer@ihs.gov

Telephone: 240-963-5121

Grants management and financial

DGM@ihs.gov

Review process and application status

DGM@ihs.gov

Help with systems

Grants.gov

Grants.gov provides 24/7 support. Hold on to your ticket number.

- Email: support@grants.gov
- Telephone: 1-800-518-4726

If problems persist, contact the Office of Grants Management at DGM@ihs.gov at least 10 days before the application due date.

SAM.gov

If you need help, you can:

- Live chat with the [Federal Service Desk](#)
- Telephone: 866-606-8220

GrantSolutions

For help, contact the GrantSolutions help desk:

- E-mail: help@grantsolutions.gov
- Telephone: 866-577-0771

Reference websites

- [U.S. Department of Health and Human Services \(HHS\)](#)
- [Division of Grants Management | Indian Health Service \(IHS\)](#)
- [Grants Training Tools | Division of Grants Management \(ihs.gov\)](#)
- [Grants.gov Accessibility Information](#)
- [Code of Federal Regulations \(CFR\)](#)
- [United States Code \(U.S.C.\)](#)
- [Division of Diabetes Treatment and Prevention \(DDTP\)](#)

Appendix

Logic model sample

You are welcome to use your own logic model format.

Produce Prescription Pilot Program (P4)

Inputs (Resources)	Outputs (Activities) <i>What will we do</i>	Outputs (Process Measures) <i>What will we measure</i>	Outcomes - Impact
<ul style="list-style-type: none"> • Funding • Program Staff • Clinical partners <ul style="list-style-type: none"> ◦ wellness center ◦ local clinic • Food vendors <ul style="list-style-type: none"> ◦ grocery stores ◦ farmers ◦ traditional food sources • Data systems <ul style="list-style-type: none"> ◦ screening tools ◦ tracking tools 	<ul style="list-style-type: none"> • Screen for food insecurity • Enroll eligible participants through clinic and community referrals • Distribute produce prescriptions for eligible foods • Partner with vendors to accept and redeem prescriptions • Deliver nutrition education on using eligible program foods • Provide education on traditional food cultivation and preparation • Integrate community-defined holistic health practices 	<ul style="list-style-type: none"> • # of individuals screened • # of participants enrolled • Value and # of prescriptions distributed • Value and # of prescriptions redeemed • # of nutrition education sessions delivered • # of participants attending education sessions • # of participating vendors and partners 	<p>Short-Term (0–6 months):</p> <ul style="list-style-type: none"> • Increased nutrition knowledge • Increased awareness of traditional foods • Improved access to fruits, vegetables, and traditional foods <p>Intermediate (6–12 months):</p> <ul style="list-style-type: none"> • Increased fruit and vegetable consumption • Increased use of traditional foods • Improved food security status • Increased prescription redemption rates <p>Long-Term (12+ months):</p> <ul style="list-style-type: none"> • Reduced food insecurity prevalence

Inputs (Resources)	Outputs (Activities) <i>What will we do</i>	Outputs (Process Measures) <i>What will we measure</i>	Outcomes - Impact
			<ul style="list-style-type: none">• Sustained healthy eating behaviors• Strengthened local food systems and vendor partnerships• Increased integration of community-defined health practices